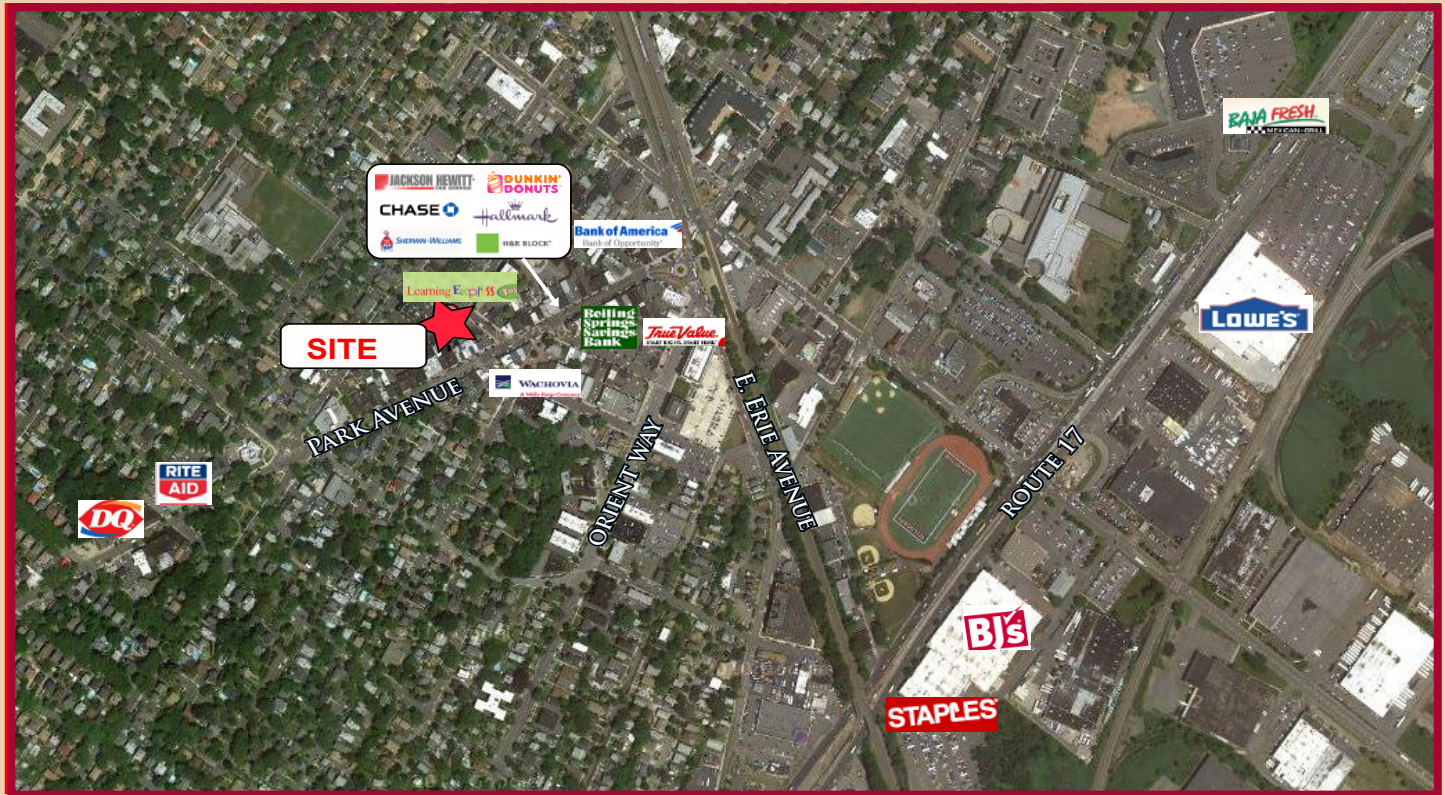


RUTHERFORD, NEW JERSEY

92 Park Avenue


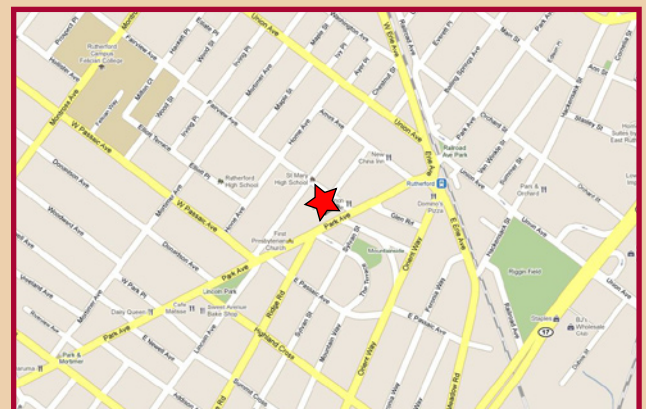
FOR SALE OR LEASE - 7,000 sf AVAILABLE



Demographics	1 mile	3 miles	5 miles
Population	23,242	180,223	522,569
Households	8,994	66,548	195,286
Average HH Income	\$ 80,985	\$ 68,908	\$ 67,851
Median Age	39.1	36.4	36.9

SALE PRICE: \$1.3 MILLION

Location : 92 Park Avenue
Available: 7,000 sf
Neighboring Tenants: Rite Aid, Dairy Queen, Chase, Dunkin Donuts, Hallmark, H & R Block & Bank of America



WELCO REALTY, INC.
 EXCLUSIVE LEASING AGENT
 2525 PALMER AVENUE
 NEW ROCHELLE, NEW YORK 10801
 914.576.7500 / FAX: 7596
WWW.WELCOREALTY.COM