

COMMERCE CENTER EXPANSION

North
Brunswick,
New Jersey

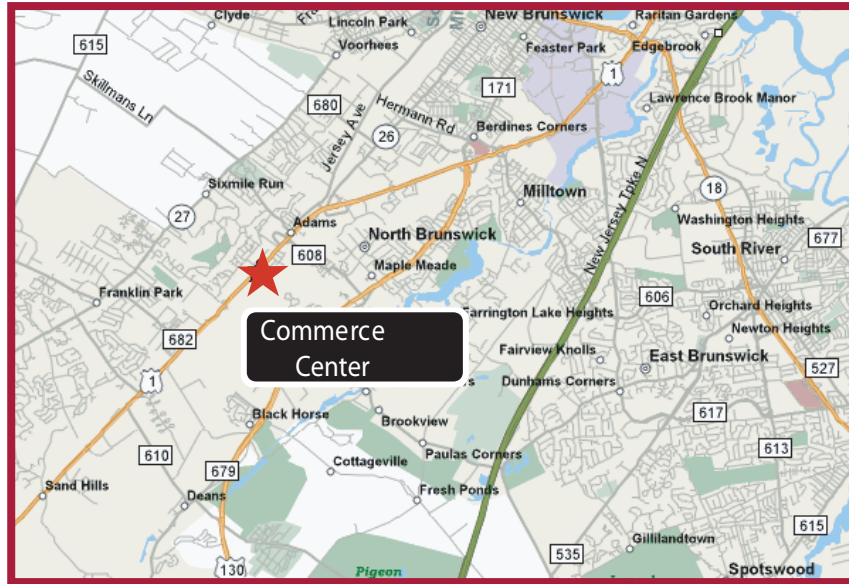
Commerce Center

Route 1 and Commerce Blvd
North Brunswick, NJ




Join proposed new BJ's, CVS, Regal Cinema, Moe's Southwest Grill, Bertucci's, Longhorn Restaurant, Buffalo Wild Wings & Pizza Hut

Demographics:	3 Miles	5 Miles	10 Miles
Population	120,441	250,315	711,315
Households	39,207	86,239	252,052
Avg. HH Inc	\$ 75,609	\$ 82,870	\$ 85,913
Avg. Age	32.4	34.	36.4




JOIN other major retailers on Route 1, North Brunswick, NJ, such as Bed, Bath & Beyond, Barnes & Noble, Walmart, Sams

SPACES AVAILABLE
from 1,863 sf
to 32,750 sf



WELCO REALTY, INC.

EXCLUSIVE LEASING AGENT
2525 PALMER AVENUE
NEW ROCHELLE, NEW YORK 10801
914.576.7500 / FAX: 7596
JWELKIS@WELCOREALTY.COM
WWW.WELCOREALTY.COM



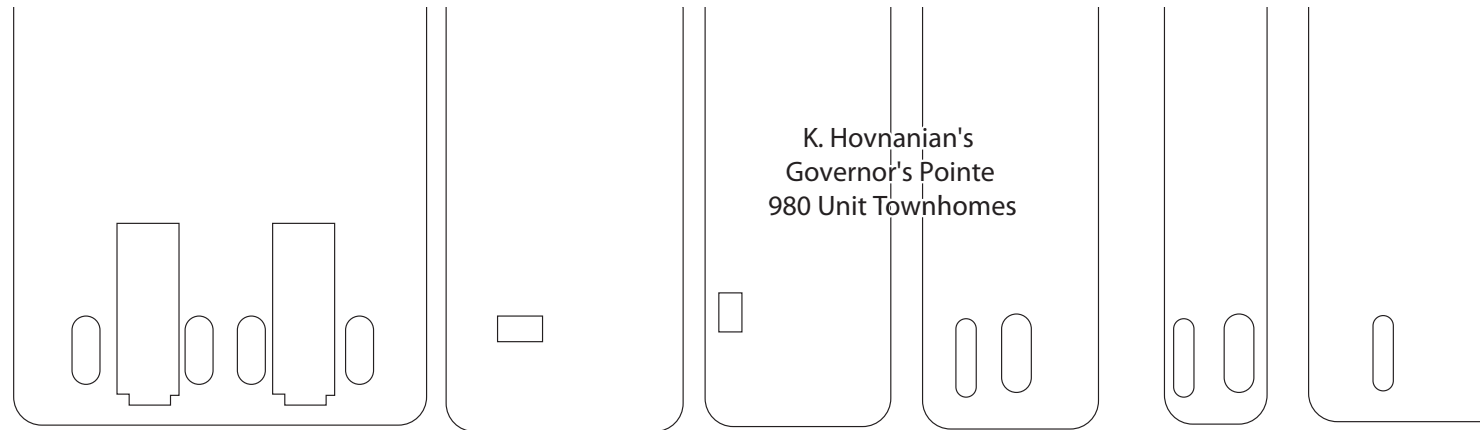
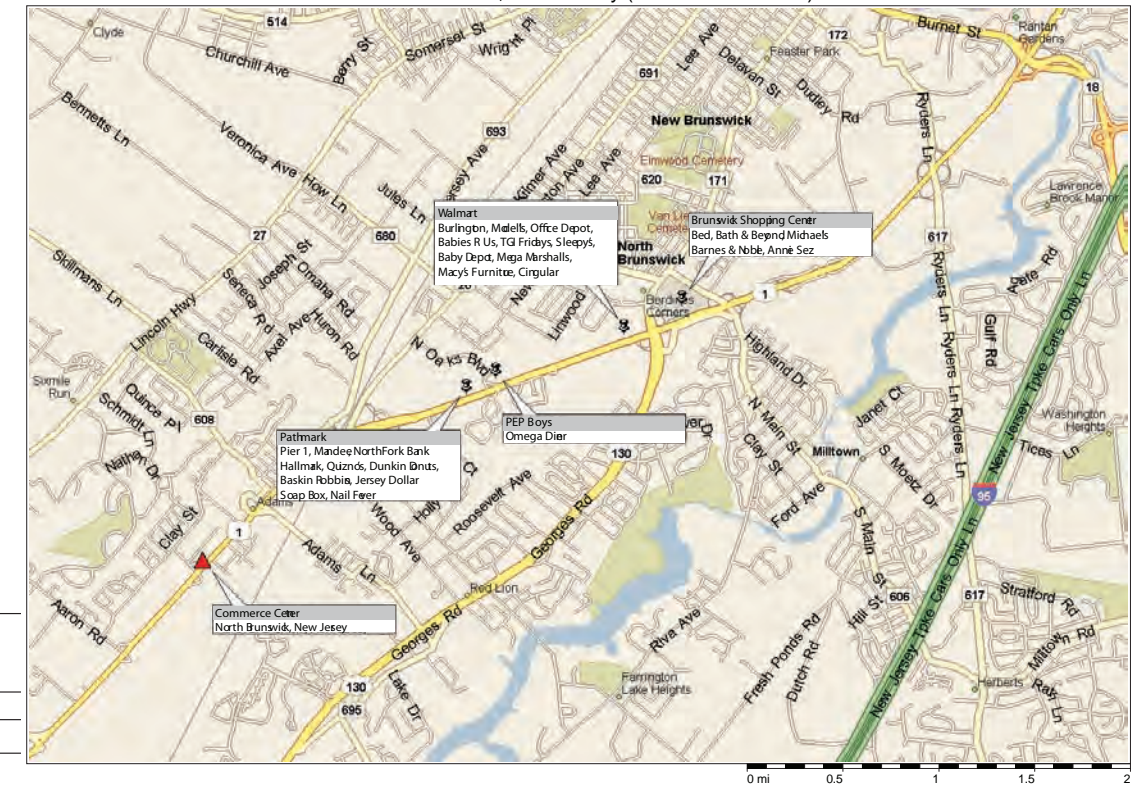
WELCO REALTY, INC.

EXCLUSIVE LEASING AGENT
2525 PALMER AVENUE
NEW ROCHELLE, NEW YORK 10801
914.576.7500 / FAX: 7596
JWELKIS@WELCOREALTY.COM
WWW.WELCOREALTY.COM

Commerce Center

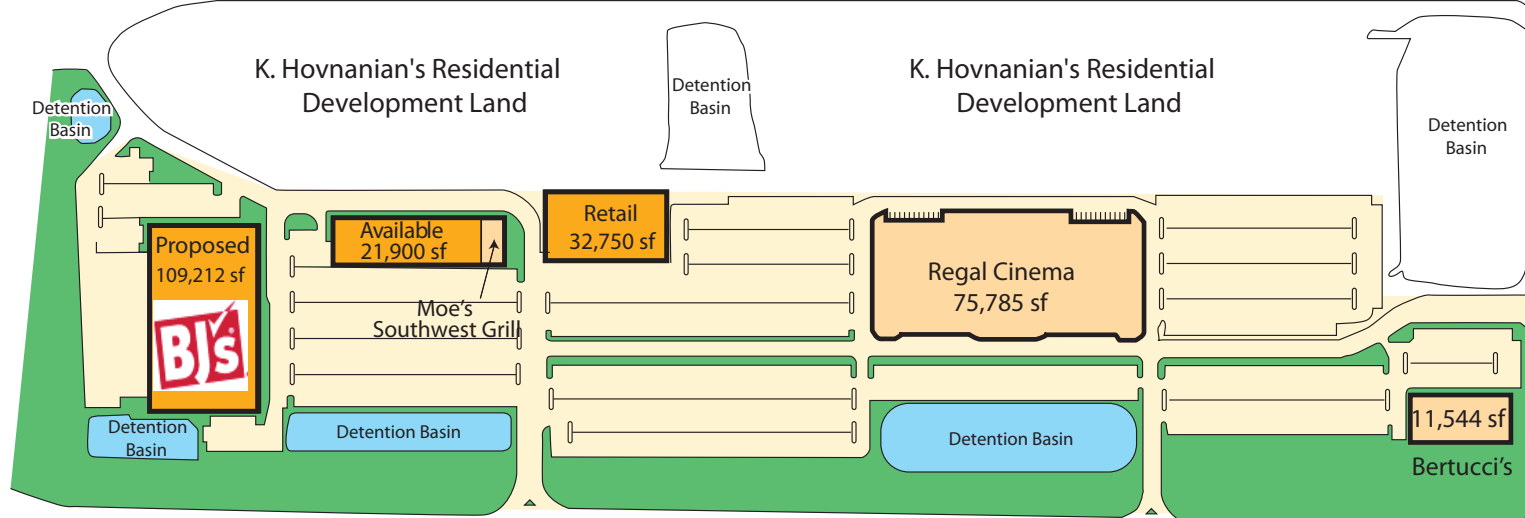
Route 1 and Commerce Blvd
North Brunswick, NJ

North Brunswick, New Jersey (Commerce Center)



K. Hovnanian's
Governor's Pointe
980 Unit Townhomes

Hartland Commons Rd



K. Hovnanian's Residential
Development Land

K. Hovnanian's Residential
Development Land

Proposed
109,212 sf

Available
21,900 sf

Retail
32,750 sf

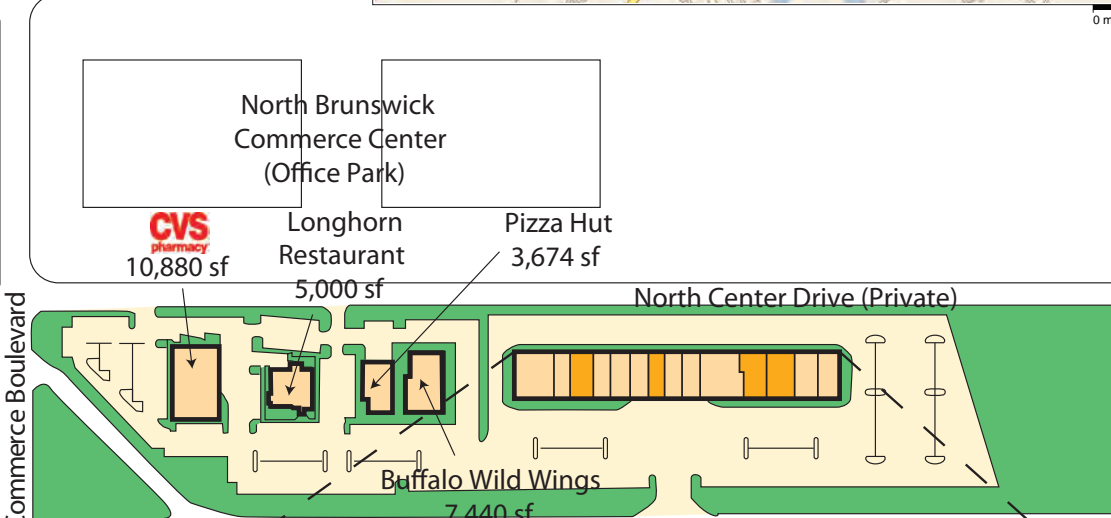
Regal Cinema
75,785 sf

11,544 sf

Bertucci's

U.S. Route 1 South

U.S. Route 1 North



North Brunswick
Commerce Center
(Office Park)

CVS
10,880 sf

Longhorn
Restaurant
5,000 sf

Pizza Hut
3,674 sf

Buffalo Wild Wings
7,440 sf

North Center Drive (Private)

U.S. Route 1 South

U.S. Route 1 North



Shoppes at Commerce Place

Kiddie
Academy
10,105 sf

Fusion
Restaurant

Available 1,863 sf

Available 2,800 sf (28' x 100')

IA&T Solutions 1,351 sf

The UPS Store 1,423 sf

Citifinancial 1,727 sf

Kumon 1,727 sf

Subway 1,740 sf


Available 1,882 sf

Available 3,110 sf

Available 4,000 sf (40' x 100')

Seafood Empire 3,268 sf

United Teletech Bank 2,991 sf



WELCO REALTY, INC.
EXCLUSIVE LEASING AGENT
2525 PALMER AVENUE
NEW ROCHELLE, NEW YORK 10801
914.576.7500 / FAX: 7596
JWELKIS@WELCOREALTY.COM
WWW.WELCOREALTY.COM

Layout is for marketing purposes only and not shown actual size.