

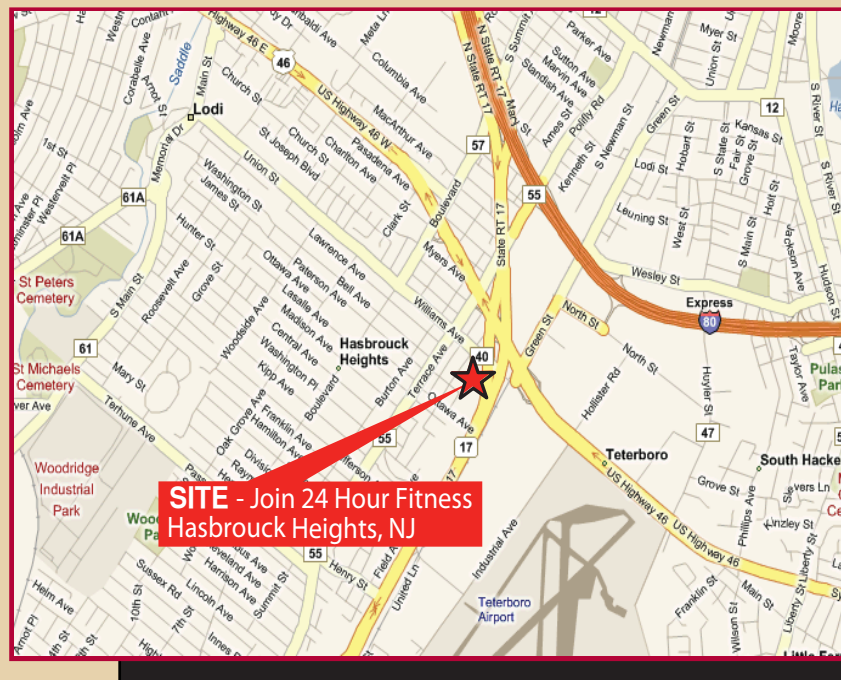
# HASBROUCK HEIGHTS, NEW JERSEY

ROUTE 17 AND ROUTE 46



DEMOGRAPHICS	1 MILE	3 MILES	5 MILES
POPULATION	16,831	216,337	581,477
HOUSEHOLDS	6,547	83,564	215,550
AVERAGE HH INCOME	\$78,751	\$67,621	\$71,734
MEDIAN AGE	39.1	37.4	37.2

**AVAILABLE: 1,830 SF**



# HASBROUCK HEIGHTS, NJ

1,830 SF AVAILABLE

PRIME LOCATION AT THE INTERSECTION  
ROUTE 17 AND ROUTE 46


TREMENDOUS  
VISIBILITY  
AND EXPOSURE ON  
STATE HIGHWAY  
ROUTE 17



Route 17 South




Available  
1,830 sf



**WELCO REALTY, INC.**  
EXCLUSIVE LEASING AGENT  
2525 PALMER AVENUE  
NEW ROCHELLE, NEW YORK 10801

FOR INFORMATION CONTACT:  
914.576.7500 FAX: 914.576.7596  
JWELKIS@WELCOREALTY.COM OR  
JASON@WELCOREALTY.COM




**WELCO REALTY, INC.**  
EXCLUSIVE LEASING AGENT  
2525 PALMER AVENUE  
NEW ROCHELLE, NEW YORK 10801

FOR INFORMATION CONTACT:  
914.576.7500 FAX: 914.576.7596  
JWELKIS@WELCOREALTY.COM OR  
JASON@WELCOREALTY.COM

# HASBROUCK HEIGHTS, NJ

## Route 17 & Williams Avenue

**1,830 sf Available**



**WELCO REALTY, INC.**  
EXCLUSIVE LEASING AGENT  
2525 PALMER AVENUE  
NEW ROCHELLE, NEW YORK 10801

FOR INFORMATION CONTACT:  
914.576.7500 FAX: 914.576.7596  
JWELKIS@WELCOREALTY.COM OR  
JASON@WELCOREALTY.COM



Capital One Bank space available - 1,830 sf  
20'- 0" x 91'- 6"